


# M Series Extra Heavy Duty Stationary Compactors



Compactors

One PACKER MODULE and one CYLINDER & POWER MODULE complete an Extra Heavy Duty Unit...

## Packer Module

	Mfg Base Size	Chamber Size	Weight	Ram Penetration
M-450X Packer Module	4-1/2 cu. yd.	72" x 60"	13,800 lbs.	18
M-600XW Packer Module	6 cu. yd.	72" x 80"	16,800 lbs.	18
M-600X Packer Module	6 cu. yd.	96" x 60"	17,500 lbs.	20
M-800XW Packer Module	8 cu. yd.	96" x 80"	20,500 lbs.	20

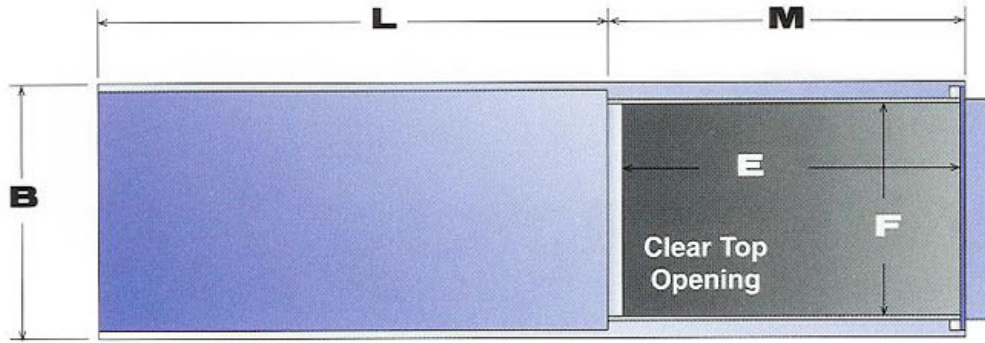
## Cylinder & Power Module

<i>Remote power unit only</i>	Cycle Time	Max. Forces	Max. PSI
M-450X Cylinder & Power Module -	Model # 7-2018G	50 sec.	96,200 lbs. 2500
	Model # 7-2050G	27 sec.	96,200 lbs. 2500
	Model # 8-2018G	65 sec.	125,600 lbs. 2500
	Model # 8-2050G	38 sec.	125,600 lbs. 2500
M-600XW Cylinder & Power Module -	Model # 7-2018G	50 sec.	96,200 lbs. 2500
	Model # 7-2050G	27 sec.	96,200 lbs. 2500
	Model # 8-2018G	65 sec.	125,600 lbs. 2500
	Model # 8-2050G	38 sec.	125,600 lbs. 2500
M-600X Cylinder & Power Module -	Model # 7-2018G	64 sec.	96,200 lbs. 2500
	Model # 7-2050G	35 sec.	96,200 lbs. 2500
	Model # 8-2050G	44 sec.	125,600 lbs. 2500
	Model # 8-3075V	29 sec.	150,800 lbs. 3000
M-800XW Cylinder & Power Module -	Model # 7-2018G	64 sec.	96,200 lbs. 2500
	Model # 7-2050G	35 sec.	96,200 lbs. 2500
	Model # 8-2050G	44 sec.	125,600 lbs. 2500
	Model # 8-3075V	29 sec.	150,800 lbs. 3000



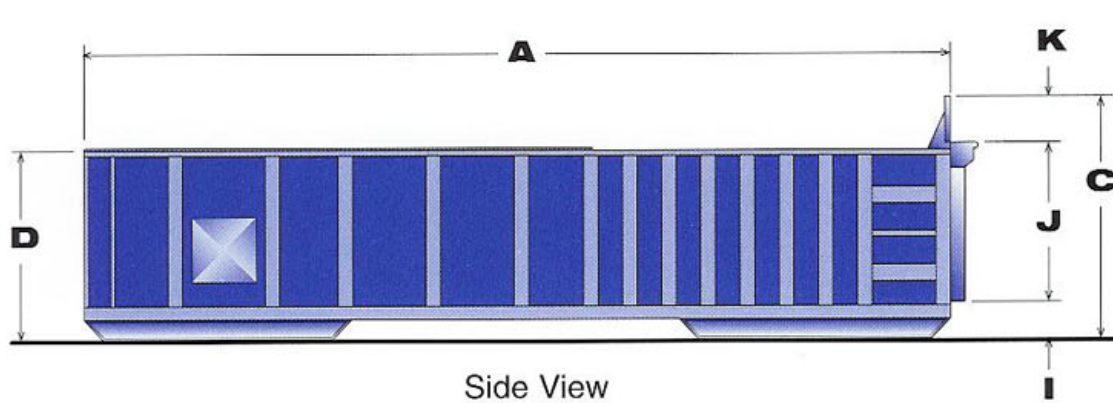
**DESCRIPTION:** Packer module includes Packer Assembly and Ram Assembly, and Ratchets with Grab Claw. The model number of the Cylinder & Power Module designates the cylinder size (either 7" or 8") and the Horsepower/GPM of the power unit. (Example: 2018G means 20HP/18GPM)

# M Series Compactors *Dimensional Data*

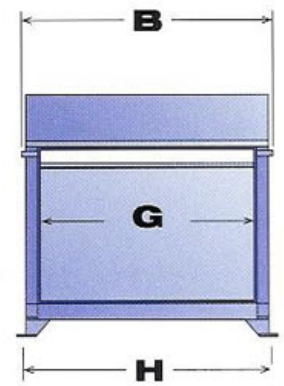


Top View

Drawing Not to Scale



Side View



Front View

	A	B	C	D	E	F	G	H	I	J	K	L	M
<b>M-450X</b>	202"	72 3/4"	72 1/2"	60"	70"	57 1/2"	60"	71 1/4"	14 1/2"	44 1/2"	13 1/2"	127"	75"
<i>mm</i>	5131	1848	1842	1524	1778	1461	1524	1810	362	1130	343	3226	1905
<b>M-600XW</b>	202"	92 3/4"	72 1/2"	60"	70"	77 1/2"	80"	91 1/4"	14 1/2"	44 1/2"	13 1/2"	127"	75"
<i>mm</i>	5131	1848	1842	1524	1778	1969	2032	2318	362	1130	343	3226	1905
<b>M-600X</b>	239"	72 3/4"	71"	60"	94"	57 1/2"	60"	71 1/4"	14 1/2"	44 1/2"	12"	137 3/4"	101 1/4"
<i>mm</i>	6071	1848	183	1524	2388	1461	1524	1810	362	1130	305	3499	2572
<b>M-800XW</b>	252"	92 3/4"	72 1/2"	60"	94"	77 1/2"	80"	91 1/4"	14 1/2"	44 1/2"	13 1/2"	150 3/4"	77 1/2"
<i>mm</i>	6401	1848	1842	1524	2388	1969	2032	2318	362	1130	343	3829	1969



Pictures in this literature are illustrative only. Specifications are subject to change without notice in order to accommodate improvements to the equipment. Certified in compliance with ANSI Regulation Z245.2, all OSHA standards, and certified under WASTEC's Compactor Certification Program. Products must be used with safe practice and in accordance with said regulations and standards.

ENVIRONMENTAL INDUSTRY ASSOCIATION