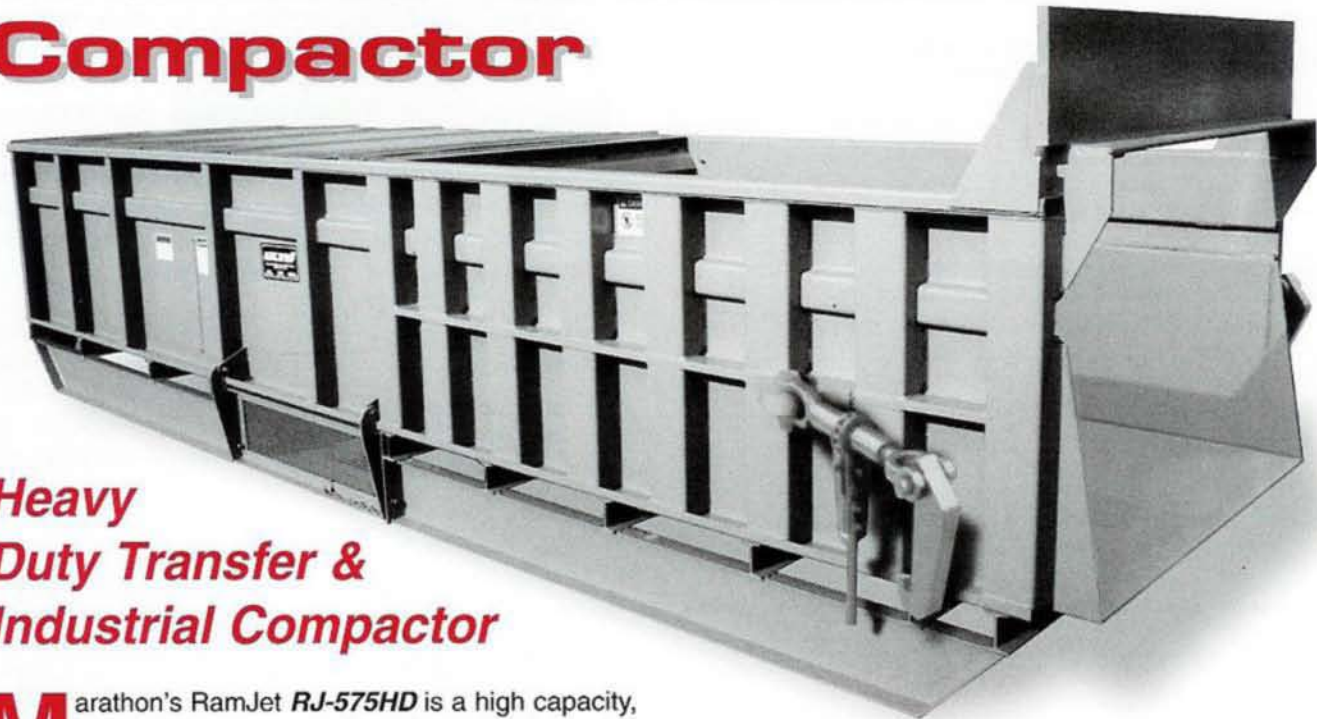


# RAMJET RJ-575HD

## 5.5 Cubic Yard Capacity Transfer & Industrial Compactor



### Heavy Duty Transfer & Industrial Compactor

**M**arathon's RamJet *RJ-575HD* is a high capacity, heavy-duty compactor ideal for industrial and commercial applications where large volumes of solid waste are generated. Its rugged construction and large hydraulic power unit allow maximum compaction performance. The *RJ-575* features a large 95.5" x 60" clear top opening to accommodate oversized crates and cartons.

### Transfer Station...

The *RJ-575HD* is designed for *transfer station* applications for municipalities and private contractors. A conveniently located *RJ-575HD transfer facility* will eliminate the need for unnecessary trips to the landfill by intermediate collection vehicles resulting in fuel, maintenance and labor cost reductions. Compaction into large compaction containers or transfer trailers may also reduce dumping fees.


### Industrial...

The high capacity, 5.5 cubic yard *RJ-575HD* is ideal for heavy industrial applications. The large hydraulic power unit and oversized clear top opening make it well suited for high volumes of pallets, crates and other bulky solid wastes.

### Built to Last...

The heavy duty construction of the *RJ-575HD* features:

- ▼ 4" I-beams reinforcement throughout
- ▼ Heavy duty ram with 3/4" face plate & 3/8" top
- ▼ Cast iron ram guides for extended floor life
- ▼ Sides are constructed of 1/4" thick steel with 3/8" liner liner plates
- ▼ 4"x5" boxed channel vertical side supports
- ▼ Hefty 6"x 8"x 3/4" angle breaker bar with 1"x12" steel plate reinforcement that easily handles the beating of daily industrial trash.



*This manufacturing facility utilizes a conveyor and a custom chute system to feed two, RJ-575HD Compactors with reinforced compaction containers.*

**Specifications:**

Charge Box Capacity		
[Mfrs. Rating].....	5.5 cy.....	4.21 m <sup>3</sup>
[WASTEC Rating].....	4.23 cy.....	3.23 m <sup>3</sup>
Clear Top Opening.....	95" X 59.5".....	2413mm x 1511mm

**Performance Characteristics:**

Cycle Time.....	36 s.....	36 s
Total Normal Force.....	84,700 lb.....	377 kN
Total Maximum Force.....	96,200 lb.....	428 kN
Normal Ram Face Pressure.....	42.2 psi.....	291 kPa
Maximum Ram Face Pressure.....	48.0 psi.....	331 kPa
Ram Penetration.....	14".....	356 mm

**Electrical Equipment:**

Electrical Motor		
3/60-208/230/460.....	30 hp.....	22 kW
Electrical Control Voltage.....	120 VAC.....	120 VAC
UL Labeled Panel Box: Type NEMA, All Circuits Fused		
Standard Controls: Keylock Start/ Mushroom Stop/Reverse		
Connected to 13' Sealrite		

**Hydraulic Equipment:**

Hydraulic Pump Capacity.....	52.0 gpm.....	197 L/min.
Normal Pressure.....	2200 psi.....	152 bar
Maximum Pressure.....	2500 psi.....	172 bar
Hydraulic Cylinder.....	7" Bore x 4" Rod.....	178 mm x 102 mm
Weight.....	12,600 lbs.....	5715 kg

# RAMJET

## RJ-575HD

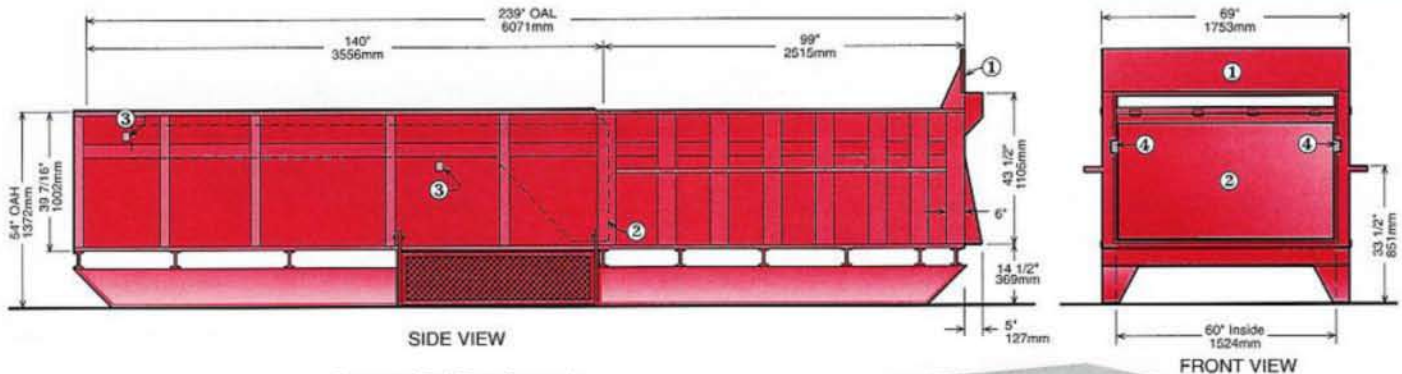


The **RJ-575HD** can be fitted with a variety of material handling equipment such as chutes and cart dumpers. Cart dumpers can be custom built to your specifica-

tions to accommodate existing cart systems. Marathon's RJ-575HD is built tough to handle industrial applications and provide years of dependable service.

- ① Heavy-duty Breaker Bar
- ② Ram
- ③ Limit Switches
- ④ Ram Guide Shoes with Replaceable Wear Strips


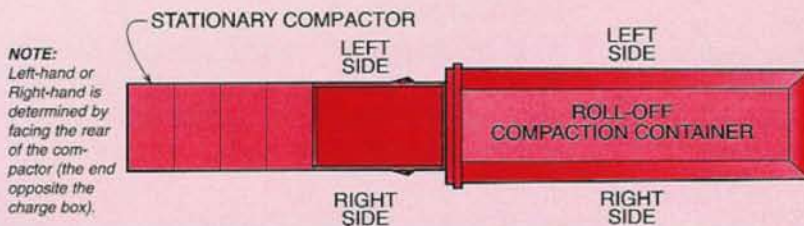
**Note:** Due to the high forces of the RJ-575HD, extra heavy-duty (XHD) model compaction containers are required.



**Concrete Pad Requirements**

6" (153mm) Thick Reinforced 3000 PSI Concrete. 10'-0"W x 45'-0"L (3.05m x 13.7m), (8) 3/4" (20mm) Anchor Bolts (Min.)

**Top View of Typical Compactor & Container Configuration**



The **RJ-575HD** features a high performance Remote Power Unit with a **UL Listed** panel box, 30 hp motor and external motor starter reset button.



1-800-464-3095

Pictures in this literature are illustrative only. Specifications are subject to change without notice in order to accommodate improvements to the equipment. Certified in compliance with ANSI Regulation 2245.2, all OSHA standards, and certified under WASTEC's Stationary Compactor Certification Program. Products must be used with safe practice and in accordance with said regulations and standards.



ENVIRONMENTAL HEAVY