

RAMJET **RJ-88SC & RJ-88HT Self-Contained Compactor/Containers**

Available in 15, 20, and 24 Cubic Yard Capacities

Ideal for . . .
Shopping Centers
Supermarkets
Restaurants
Inflight Kitchens
Nursing Homes
Hospitals
Hotels
and much more!



Choose the RJ-88 Series Compactors for proven assurance in compacting and containing high liquid content wastes in a controlled environment.

Or the

RJ-88 HT with Hydraulic Tailgate Design for applications where maneuvering space for a collection vehicle is limited.

Totally

Listed!



RJ-88 Series Self-Contained Compactor/Containers

Marathon's RJ-88 Series Self-Contained are ideal for waste with high liquid content. Each RJ-88 stores liquid and helps control insects and odor problems. **Containers are factory tested and certified to be leak free!**

▼ The RJ-88SC and RJ-88HT can be used with a **hopper** to double or triple your loading capacity.

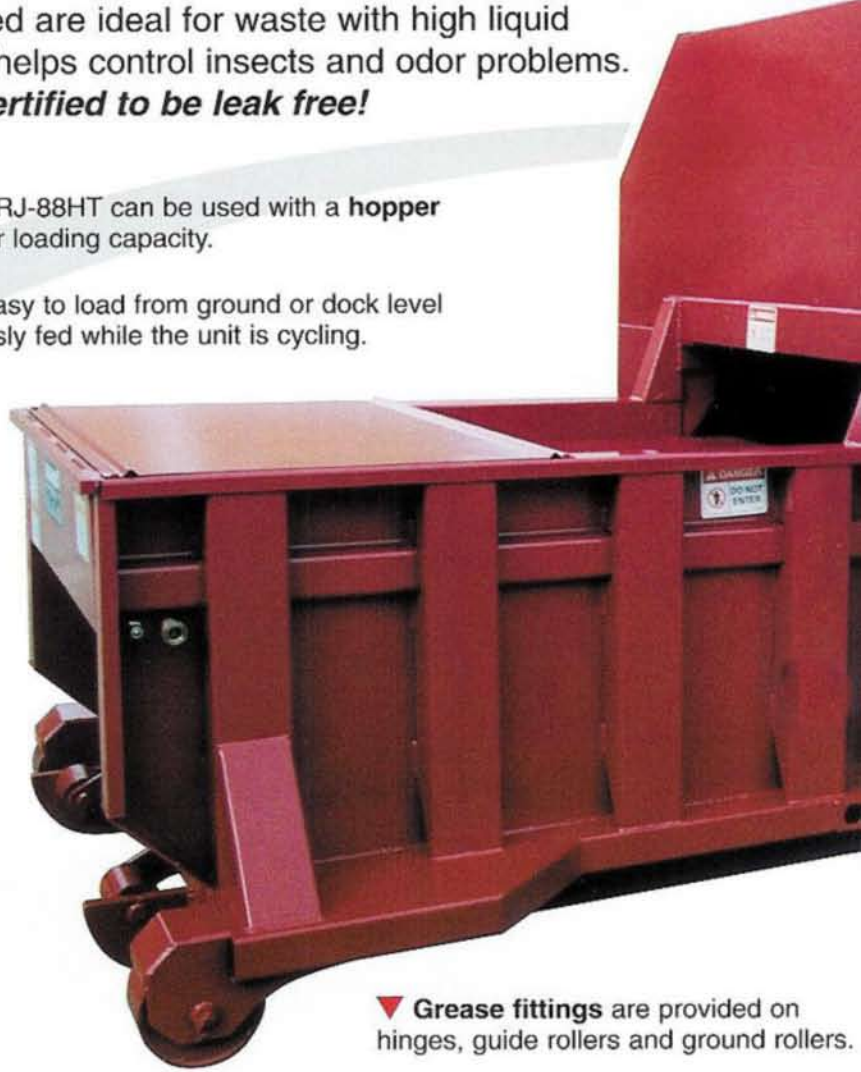
▼ They are equally easy to load from ground or dock level and can be continuously fed while the unit is cycling.

▼ With standard **double-end pick-up** (except HT models), the unit can be loaded for hauling from either end. This is especially useful if installed perpendicular to a dock.




▼ The **Qwik Clean Tank**® with the exclusive **Trash Check**™ feature, funnels any liquid seepage during compaction into an enclosed area underneath the charge box floor. The liquid is automatically discharged at the disposal site, in effect flushing the container and the area behind the ram.

▼ The **12" high sump area** is designed to provide easier hook access for the roll-off driver and will not interfere with the dumping process.



▼ **Grease fittings** are provided on hinges, guide rollers and ground rollers.



▼ Marathon's **Remote Power Pack**, separate from the compactor/ container, remains free of damage caused during hauling to and from disposal sites

and free of problems caused by landfill dust. There are no electrical connections to "make" or "break" – two, simple-to-use, hydraulic quick disconnects couple power unit to packing head.

Weather Cover and the **UL & CSA Rated Motor Control Panel** are standard equipment.

Cuts installation costs by half over conventional compaction systems!

Patented

Cyclic Control System



CYCON's Unique Features:

- ▼ Reliable, solid state circuitry eliminates all pressure and limit switches.
- ▼ Extends wear life of cylinder and hoses – guaranteed by CYCON's no-shock cycle control.
- ▼ Automatic "Container Full Assurance System": ram dwells against the load at full pressure resulting in better compaction.
- ▼ Smoother running, quieter operation.
- ▼ Advanced hydraulic design allows the system to operate at minimum pressure levels except when actually packing solid waste.
- ▼ CYCON assures more accurate Advanced Warning or Container Full options.
- ▼ Dramatically improves cold weather performance.



▼ Marathon's exclusive **P-Shaped Door Seal** is specially designed for portable compaction/containers to provide a superior water tight closure. The mounting is engineered for quick and easy seal installation when replacement is necessary, requiring no field fitting, cutting or welding.

▼ The **Double-Hinge** assures liquid retention by actuating uniform seal compression without seal "scrubbing" and damage.



▼ Marathon's "**Bubble Gate**" curved door design adds nearly a full cubic yard to container capacity and provides superior compaction ratios which reduces disposal costs.

▼ The Auto Re-latch engages the door and eliminates the need to hold the door while operating the latch ratchet. This design allows the operator to use both hands on the ratchet. One easy-to-operate ratchet saves expensive driver and truck time.

RJ-88HT: with Hydraulic Tailgate Design

▼ Equipped with hydraulic tailgate, the **RJ-88 HT** is particularly well suited for security chute-fed and dock-fed applications where maneuvering space for a collection vehicle is limited. The compactor is built into the same door through which the compacted refuse is later emptied, eliminating the need for the additional space required for the time-consuming double "turn-around" maneuver required for conventional self-contained models.

Specifications:

Charge Box Capacity		
[Mfrs. Rating].....	1.0 cy.....	0.76 m ³
[WASTEC Rating].....	0.70 cy.....	0.54 m ³
Clear Top Opening.....	30.5" X 48".....	775mm x 1219mm

Performance Characteristics:

Cycle Time.....	44 s.....	44 s
Total Normal Force.....	36,600 lb.....	163 kN
Total Maximum Force.....	43,100 lb.....	192 kN
Normal Ram Face Pressure.....	34.7 psi.....	239 kPa
Maximum Ram Face Pressure.....	40.8 psi.....	281 kPa
Ram Penetration.....	6".....	152 mm

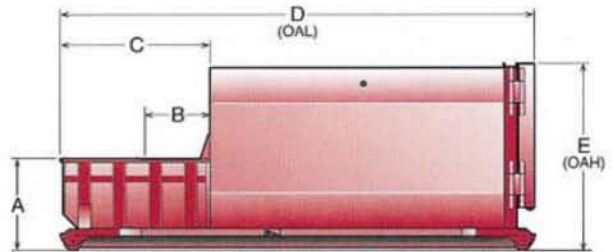
Electrical Equipment:

Electrical Motor 3/60/230-460.....	5 hp.....	3.7 kW
Electrical Control Voltage.....	120 VAC.....	120 VAC
Panel Box Assembly.....		UL Listed
All Circuits Fused.....		Key Operated
3 Push Button Station.....		Start/Stop/Reverse

Hydraulic Equipment:

Hydraulic Pump Capacity.....	6 gpm.....	23 L/min.
Normal Pressure.....	1700 psi.....	117 bar
Maximum Pressure.....	2000 psi.....	138 bar
Hydraulic Cylinder (2) Bore.....	4".....	102 mm
Hydraulic Cylinder Rod.....	2.5".....	64 mm

RAMJET RJ-88 Series



Cu Yds	A	B	C	D	E	Weight
RJ-88 SC						
15	43" 1092mm	30 1/2" 777mm	70" 1778mm	187" 4750mm	89" 2261mm	7200 lbs. 3265kg.
20	43" 1092mm	30 1/2" 777mm	70" 1778mm	222" 5639mm	89" 2261mm	7700 lbs. 3493kg.
24	43" 1092mm	30 1/2" 777mm	70" 1778mm	256" 6502mm	89" 2261mm	8100 lbs. 3674kg.
RJ-88 HT						
16	44" 1092mm	30 1/2" 777mm	70" 1778mm	216" 5486mm	95" 2413mm	7700 lbs. 3493kg.
20	44" 1092mm	30 1/2" 777mm	70" 1778mm	250" 6350mm	95" 2413mm	8100 lbs. 674kg.

With splash pan length increases by 4"

The RJ-88 Series is excellent for restaurant and fast food applications. They normally fit easily in waste corrals for an attractive and convenient installation at minimum installation cost.



Marathon's RJ-88 Series Compactor/Containers can be fitted with a variety of options as seen on this 20 cubic yard RJ-88SC located at a college cafeteria. The photo above shows an optional doghouse, which provides a totally enclosed charge box for added security.

This unit, located at a large supermarket, is fitted with both a feed chute for security and convenience and an optional superior hookup. The RJ-88HT suits a number of applications from convenience stores to large malls and supermarkets. The hydraulic tailgate allow the RJ-88 to be emptied fro the feed end, eliminating costly turnaround time



1-800-464-3095



Pictures in this literature are illustrative only. Specifications are subject to change without notice in order to accommodate improvements to the equipment. Certified in compliance with ANSI Regulation Z245.2, all OSHA standards, and certified under WASTEC's Stationary Compactor Certification Program. Products must be used with safe practice and in accordance with said regulations and standards.